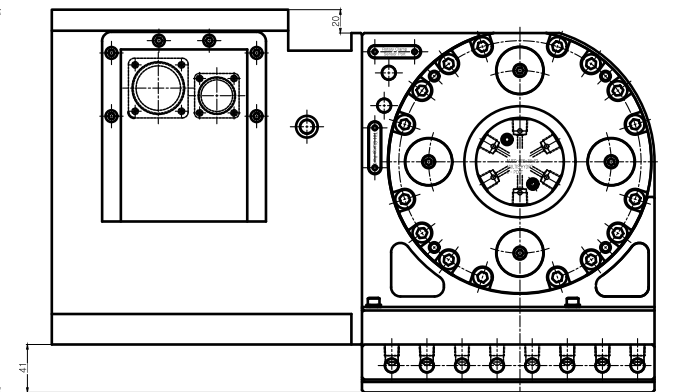
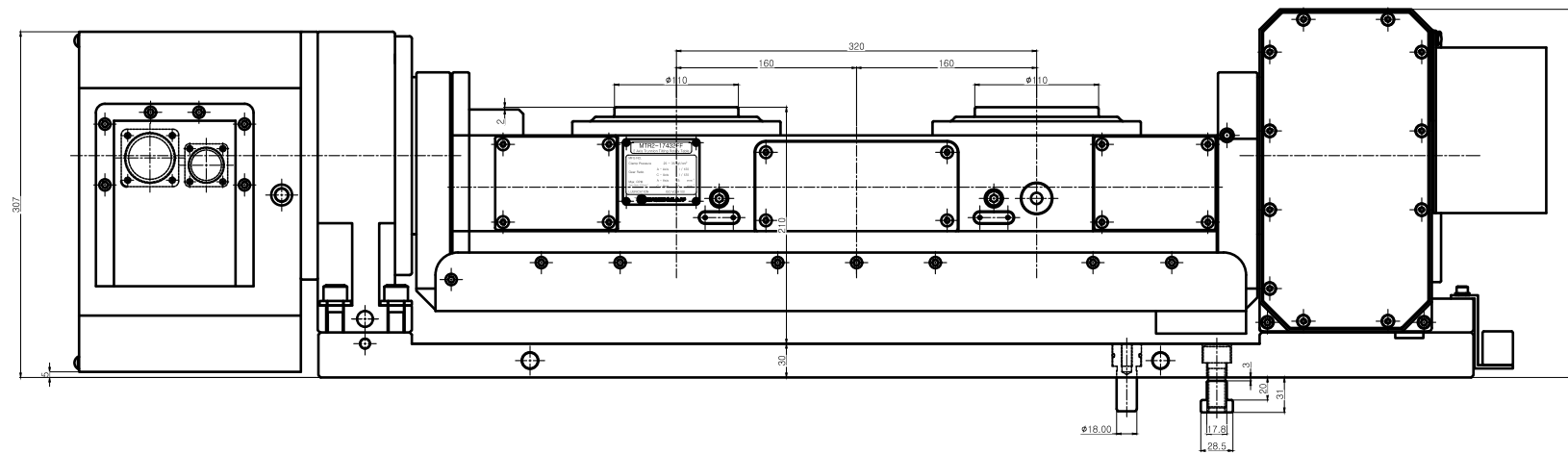
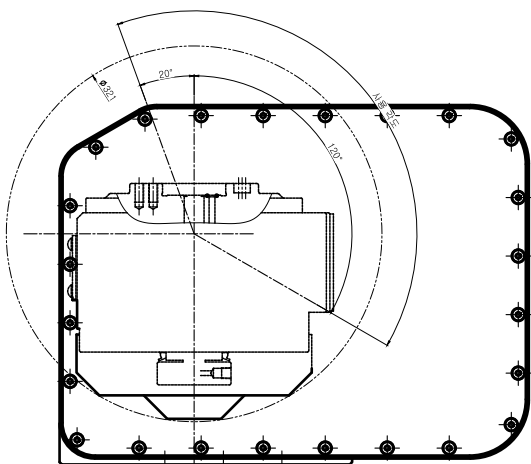


"회전축 단면도"



[MTR2-17432FF Specifications]

A축 사양 (경사)		C축 사양 (회전)	
Tilting Angle	-20° ~ +120°	Rotating Angle	360°
Clamp Force	900 N.m	CLAMP FORCE	600 N.m
Clamp Pressure	25 ~ 35 kg/cm ²	Clamp Pressure	25 ~ 35 kg/cm ²
Gear Ratio	1 / 120	Gear Ratio	1 / 120
Max. RPM	25 (Motor 3000 min ⁻¹)	Max. RPM	25 (Motor 3000 min ⁻¹)
Servo Motor	ai FB / 3000	Servo Motor	ai F4 / 4000
		Work Weight (kgf)	Left Axis : 40 Right Axis : 40
Weight : 295 kgf (유압 배관 제외)			

도면명	회전축 단면도
도면번호	NC ROTARY TABLE
도면번호	MTR2-17432FF-S00-00
작성일자	-
작성인	-
검核인	-
검核일자	-

